



KNIFE Safety



TODAY'S TOOLBOX TALK WILL ADDRESS THE TOPIC OF KNIFE SAFETY.

In a catering environment, one of the leading causes of injury is from knife accidents. Cuts from knife accidents are quite common in a catering environment causing injuries to hands, fingers and various other parts of the body. There is however a lot that can be done in order to prevent frequent accidents from happening minimising the risk of injury in the workplace. Employees must be informed on the best ways to handle a knife when using one and when sharpening one as well.

THIS TOOLBOX TALK WILL PROVIDE TIPS ON HANDLING KNIVES IN A SAFE MANNER TO MAXIMISE THE SAFE USE OF KNIVES IN THE WORKPLACE. HERE ARE SEVERAL WAYS THAT KNIVES CAN BE USED IN A CATERING ENVIRONMENT:



INJURIES CAN OCCUR DURING ANY OF THESE ACTIVITIES IF CAUTION ISN'T TAKEN. HERE ARE SOME WAYS EMPLOYEES CAN KEEP SAFE WHEN USING A KNIFE:



Do not try to catch a falling knife.



Only use knives for their intended purposes.



Always use a firm secure cutting board. If the cutting board doesn't have rubber grips at the bottom, you can put a damp towel under the board.



Make sure the knives are sharp. Dull knives slip while you're cutting, people also tend to be a bit more careful when they know the knife is sharp.




When storing knives, store them safely with the blade covered by a sheath or scabbard.




Keep fingers tucked in when cutting.



Do not carry a knife in your pocket.



SOMETIMES EVEN THOUGH THINGS ARE IN PLACE, ACCIDENTS CAN STILL HAPPEN SO IT'S IMPORTANT TO KNOW WHAT TO DO WHEN THEY OCCUR. IF YOU ARE DEALING WITH A KNIFE CUT:



Immediately put the knife down and stop cutting.



Wash the area of the cut with soap or antibacterial cleanser to prevent infection.

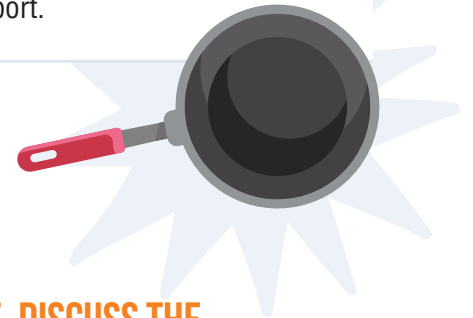


Apply pressure to the wound to stop bleeding and immediately clean any blood that may have spilt.



Apply antibacterial ointment and then cover the wound with a clean band aid. Call 000 if required and complete a hazard and incident report.

Activity



THE PICTURES BELOW, IDENTIFY WHAT IS UNSAFE IN THE PICTURE, DISCUSS THE CONSEQUENCES AND DISCUSS HOW SAFER PROCEDURES CAN BE APPLIED TO MINIMISE THE RISK OF ACCIDENTS AND INJURY

